


Abstract Submission Guideline

1. Click the **Submit Abstract** button.



Submit Abstract

2. Log in to the SMART Conference System. First-time users must **create an account**.

If you already have an account

The account is shared between participant registration and paper submission. If you have already completed participant registration or paper submission, please log in.

[✔ Login](#)

Create a new account

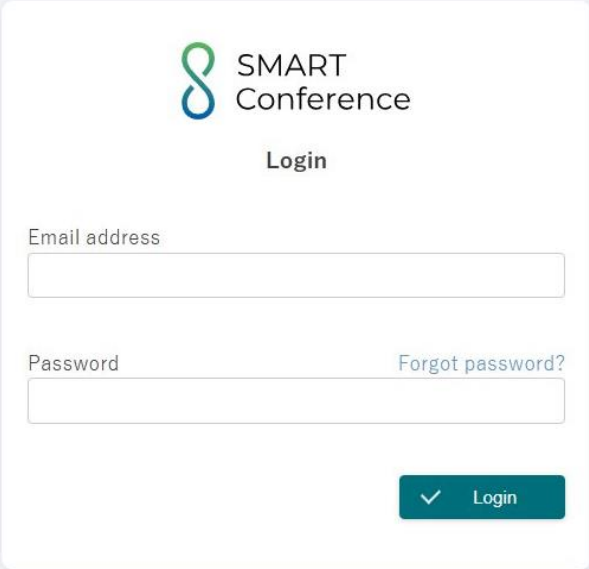
Users must create an account in order to submit a paper. Please fill in your email address. We will send a verification link to your email address.


Email address

SMART Conference SMART Members利用規約

[Click here for the English version of the Terms of Use](#)

本規約（以下「本規約」といいます。）は、本システム（以下「本システム」といいます。）



 SMART Conference

Login

Email address

Password [Forgot password?](#)

[✔ Login](#)

Language select

3. Select the event: **APCLC2026**

4. Go to **Papers**

***Papers** is the category used for your **abstract** submission.

SMART Conference
User screen

TOP

Conference Website My Account

Selected event
APCLC2026

Papers

Received Mail List

Account

Account Settings

Japan Act of Specified
Commercial Transactions

Registered Events

Scheduled event / Ongoing event

APCLC2026

Tue. September 08 - Fri 11, 2026

Administrator authorities :

Submitter

5. Click “+ **Submit paper**” button to submit your abstract.

SMART Conference
User screen

TOP > Papers

Conference Website My Account

Selected event
APCLC2026 [Change >](#)

Papers

Received Mail List

Account

Account Settings

Japan Act of Specified
Commercial Transactions

+ Submit paper

Paper list

Submission ID	Paper Title	Status	Operate
No records found.			

0 items in total

6. Enter the required information and click **Submit** to complete your submission.

Cancel Submit